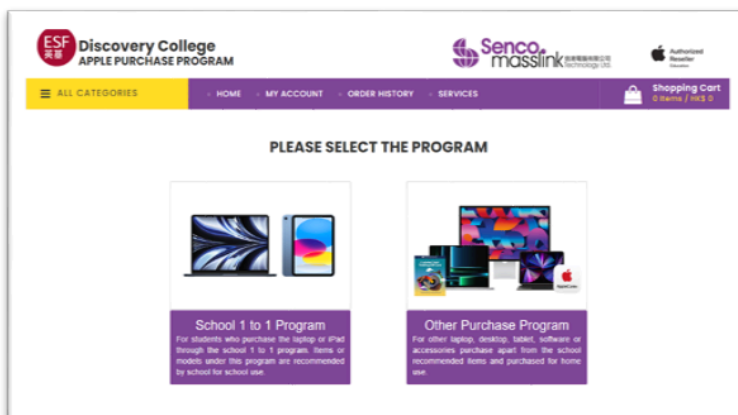


INSTRUCTIONS FOR ACCESSING SENCO PORTAL

When you successfully create and log into your account you will see the below screen.

Click the School 1:1 Program

The screen will change and present the **two available options** that you can choose from.

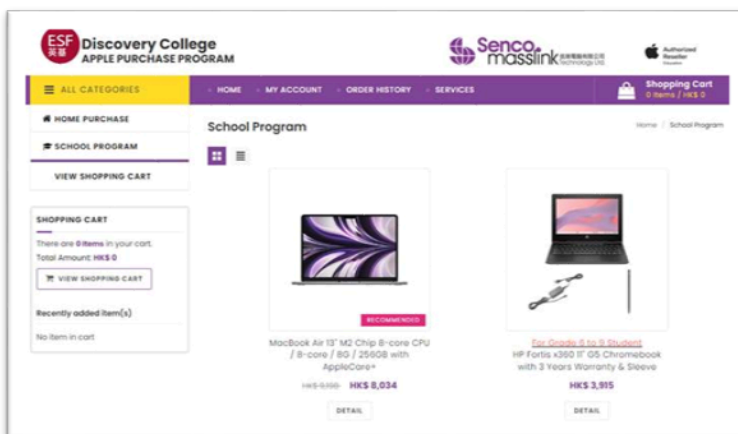


Selecting Device

You can click into each device option and review the details.

- HP Chromebook
- MacBook Air

When you are happy with your choice simply choose **Add to Basket**.



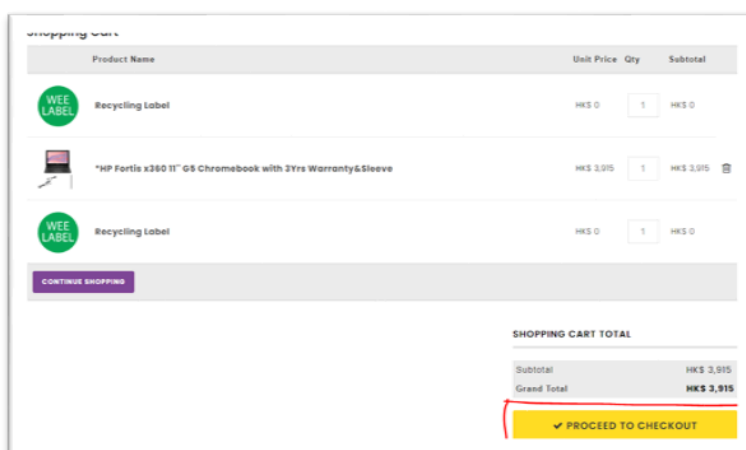
Making Payment

Click on **Review Cart**, check the items you have selected.

When happy click on

Proceed to Checkout.

Follow the instruction payment instruction thereafter.



Once payment has been made the order is finalised and you **will receive an email** with a **Reference Number** and details of your purchase from Senco.